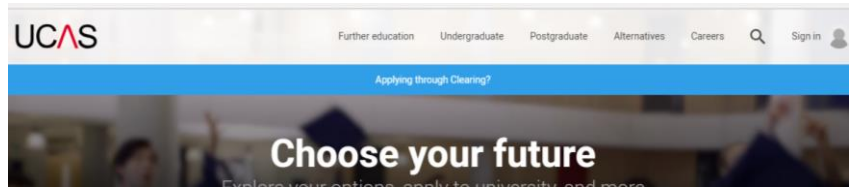


# RESEARCH UNIVERSITIES TO HELP DECIDE A LEVELS

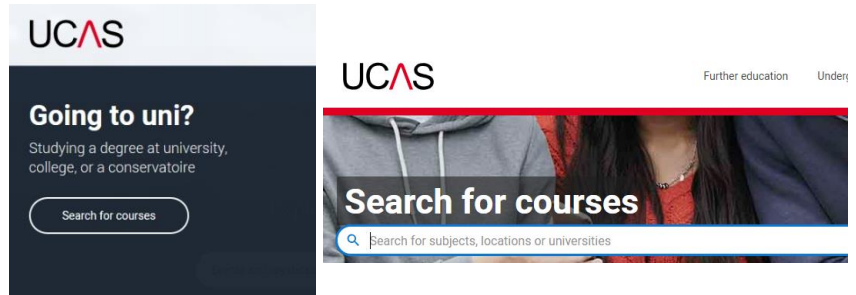


UCAS HOME PAGE:  
<https://www.ucas.com/>

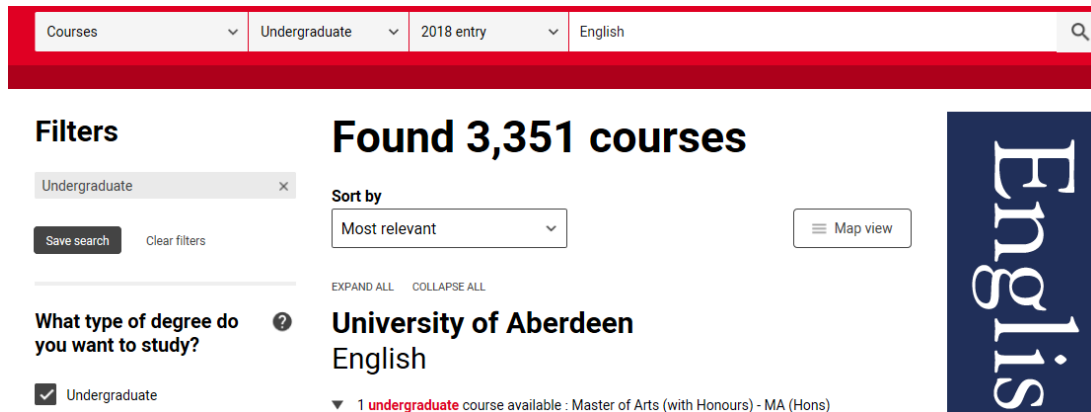
Choose Undergraduate (Tab on top bar):



Click Search for Courses

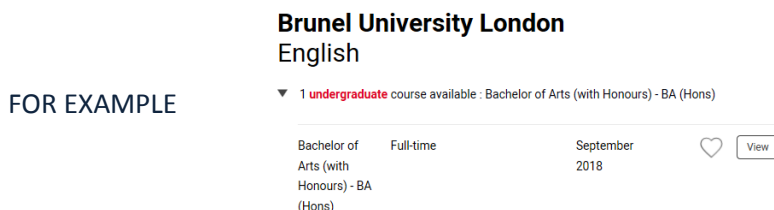


Leave the boxes in the left hand column ticked at: 2019-2020, Show All Courses and Undergraduate  
For this example, we searched 'English' to see all available degree courses listed alphabetically by university



To cut down the amount of choice filter further using tools in the left hand column.  
For example, select BACHELOR DEGREES, FULL TIME (courses) and specify AREA (if you have a favourite UK location)

When you find a course you like, click VIEW button (far left)



Scroll down to check ENTRY REQUIREMENTS – What A Level subjects does this degree require at what grades?

FOR EXAMPLE: To take English at Brunel you need: **A level** **BBB** including grade B in English

Often universities specify only ONE essential A Level subject (as above). Often courses require no specific A Levels  
Sometimes requirement is a number FOR EXAMPLE 120 Points – refer to UCAS Tariff (online or school help-sheet)

Want to check which universities are rated for your course? Use [Complete University Guide Subject Listings](#)